



# Socket-guide

## Anslutning direkt till nätspänning



E5



E10



E14



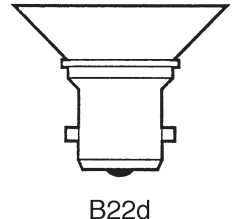
E27



E40



B15

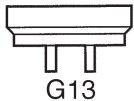


B22d

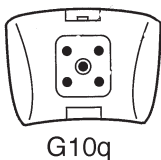
## Anslutning över reaktor/drossel och tändare



G5



G13



G10q

## Anslutning till lågvolt



G4



GU4



GU5,3



GU10



GY4



GY6,35



BA9s

## Anslutning till tändapparat

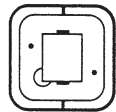


Fc2

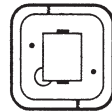
## Anslutning över reaktor/drossel och tändare



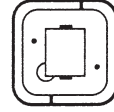
G23



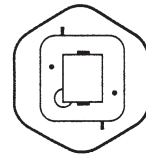
G24d-1



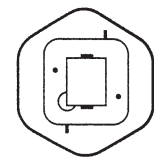
G24d-2



G24d-3

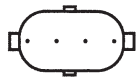


GX24d-2




GX24d-3

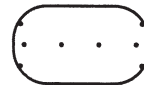
## Anslutning över Hf-don



2G7



2G10



2G11

## Anslutning till 230V



G9



RX7s



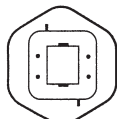
G24q-1



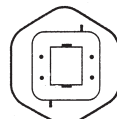
G24q-2



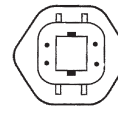
G24q-3



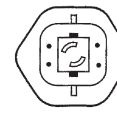
GX24q-2



GX24q-3



GX24q-4



GX24q-5



GX24q-6